



Planet Brass
Pop-Up Brass



With Mr. Rose

Pop-up Brass

Lesson 7

'Performing the Blues'



Learning to BUZZ




1. Tiger Teeth



2. Feed the



3. Leave a small gap
(aperture)



4. Put a mouthpiece to your
lips



BEAT =

1

2

3

4




1.



2.



3.



4.



RHYTHM MIX-UP

Listen to and copy the rhythms Mr. Rose plays.






Can you play these notes?



Answer the teacher!

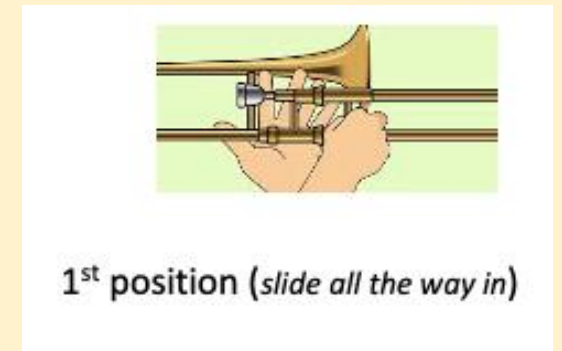
E



F#



G



1st position (slide all the way in)

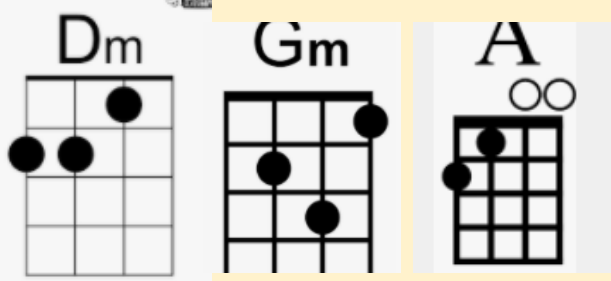
Jools' Blues



Change the rhythm!

Copy the teacher's melodic phrase!

Answer the teacher's melodic phrase!



brass
and
clarinet

Jools' Blues

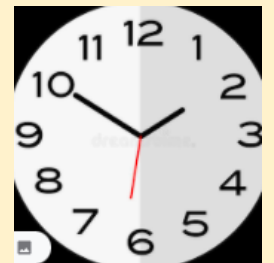
E E E E G G E E F# F# E E

Flute,
keyboard,
violin and
guitar

Jools' Blues

D D D D G G D D A A D D

Drums – 10 to 2...



WHAT HAVE WE LEARNED IN LESSON 7?



How to play the
BLUES

Playing the notes
E, F# and G



Recognising beats in a bar

Copying MELODIC
PHRASES

Answering MELODIC
PHRASES

